

Big Lodo Inceiling

BASE FROM 700 cm ---> 850 cm

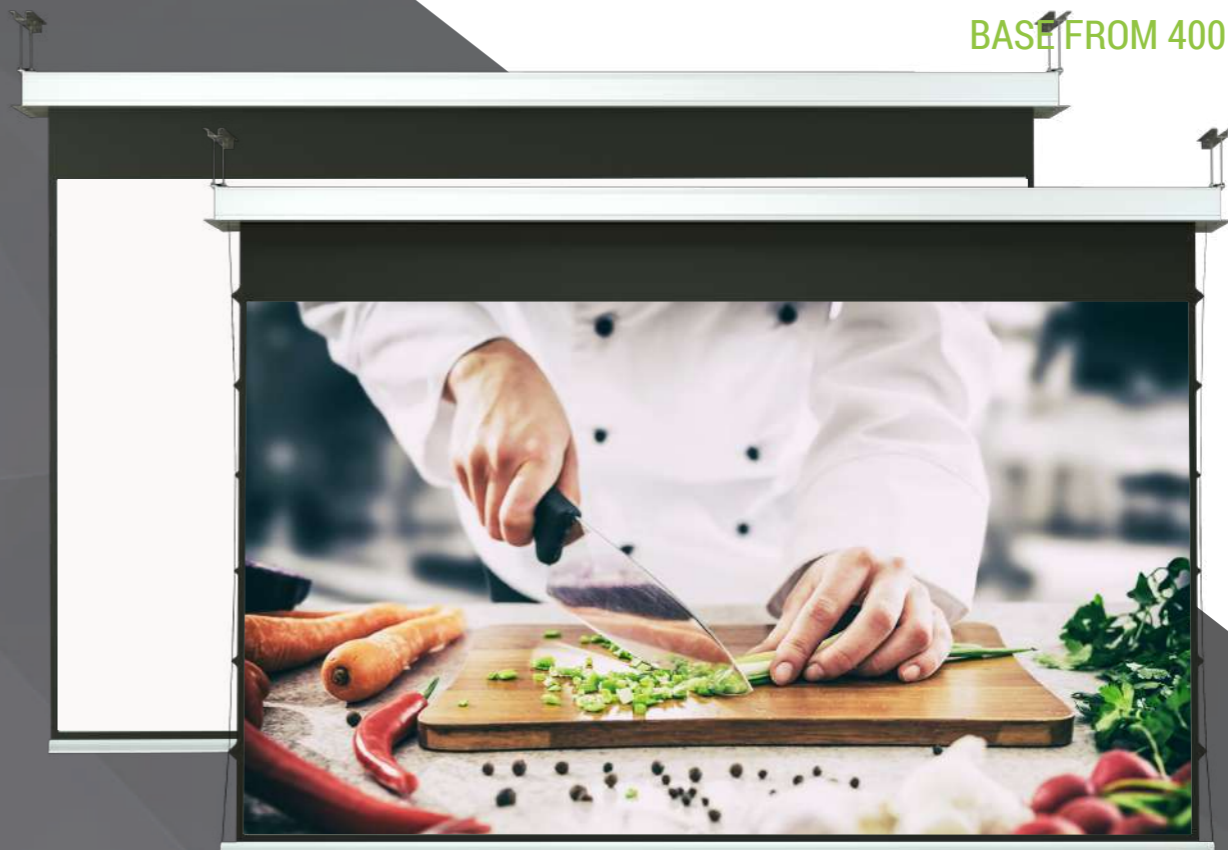


Fabrics:



 Hv Home vision	 Pe Perforated
 Wi White ice	 Co Coral-rear

Lodo Inceiling Lodo Inceiling tensioned

BASE FROM 400 cm ---> 700 cm

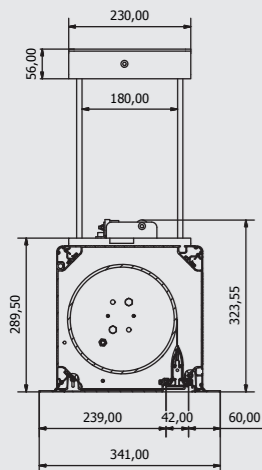


Fabrics:

 Hv Home vision	 Pe Perforated
 Wi White ice	 Co Coral-rear

Key Features

- For Large venues
- Lifting system
- Perfect integration of the counterweight in the box in the long run.
- Anti - droop - fabric.



Tubular motor:

- Smart force measurement.
- Automatic block when counterweight stuck in.
- Five year limited warranty.
- Limit switches are factory set guaranteeing a long life span.

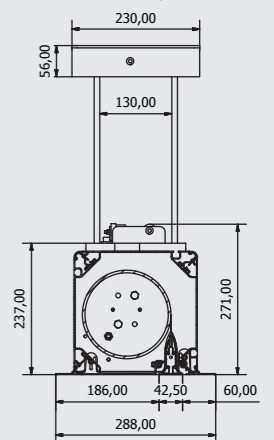
Neat, fully closed finish.

The weighted bar has a flat base which sits fully flush into the screen case for beautiful aesthetic appearance when the screen is closed.



Key Features

- For Large venues
- Lifting system
- Perfect integration of the counterweight in the box in the long run.
- Anti - droop - fabric.



Tubular motor:

- Smart force measurement.
- Automatic block when counterweight is stuck in.
- **Silent soft brake up to 6m.**
- Five year limited warranty.
- Limit switches are factory set guaranteeing a long life span.