

# BT9923

## XXL PORTRAIT WALL MOUNT FOR ULTRAWIDE DISPLAYS

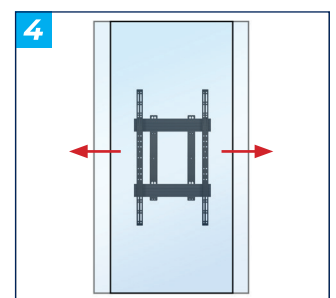
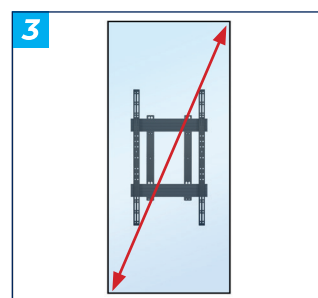
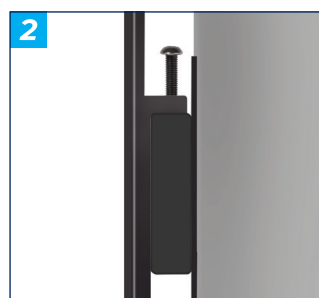
The BT9923 is designed to mount XL ultrawide displays to a wall in portrait orientation. The mount is supplied with adaptor arms with vertical VESA fixings up to 1500mm; making it compatible with a wide selection of 21:9 ratio ultrawide displays. The low profile design mounts the display at a depth of 57.5mm (with adaptors) from the wall for a neat and tidy install whilst also allowing easy access to the connectors.

### SPECIFICATIONS

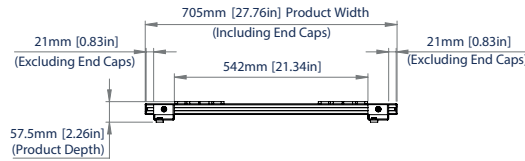
Recommended screen size	<b>105" - 120"</b>
Max load	<b>200kg</b>
Max VESA	<b>1500 x 600</b>
Dimensions without adaptors	W : <b>705mm</b> H : <b>1256mm</b> D : <b>51.5mm</b>
Dimensions with adaptors	W : <b>705mm</b> H : <b>1520mm</b> D : <b>57.5mm</b>
Colour	<b>Black</b>

### FEATURES

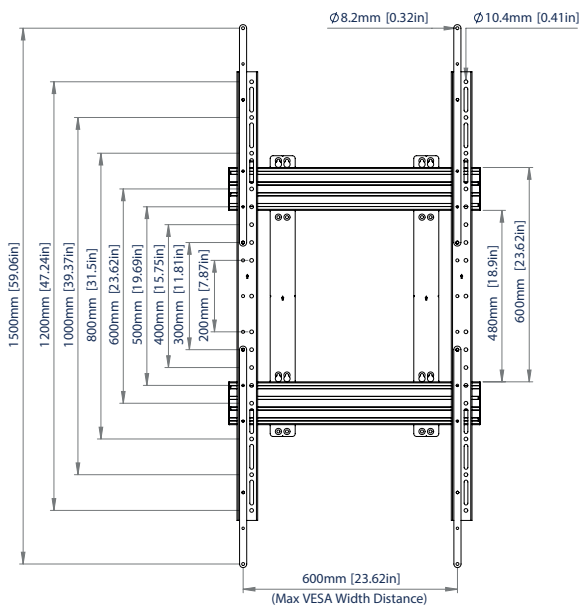
- 1 Low profile design for a close to the wall installation
  - 2 Arms feature levelling screws to adjust the screen height
  - 3 Mounts screen up to 120" in portrait orientation
  - 4 Easy lateral adjustment of the screen once mounted
- Ideal for wall mounting 21:9 ratio wide-screens in a portrait orientation
  - Also suitable for screens with VESA 400 x 1000 and 600 x 1000mm fixings
  - Safety screws prevent unauthorised removal of screens
  - High end aesthetic quality with stylish end caps for a neat and tidy install
  - All mounting hardware included



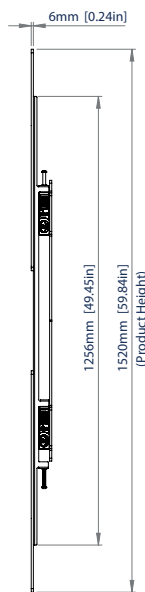
# BT9923



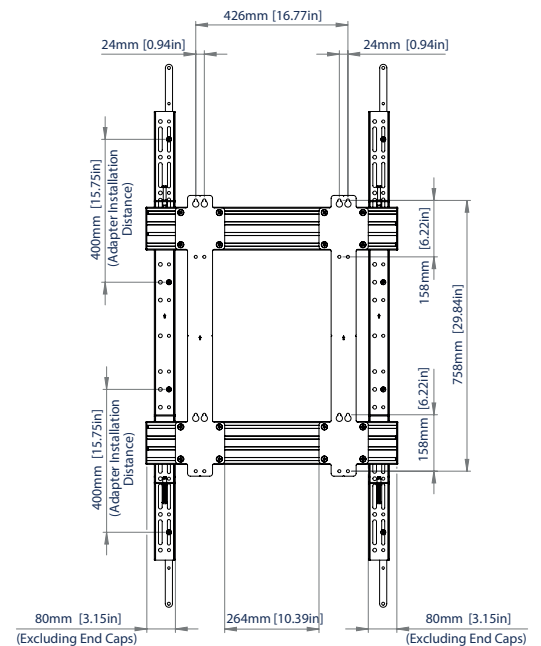
TOP VIEW



FRONT VIEW



SIDE VIEW



REAR VIEW

## ORDERING INFORMATION

COLOUR	ORDER REF	EAN
Black	BT9923/B	5019318307423

## RELATED PRODUCTS

PRODUCT CODE	NAME	DESCRIPTION
BT8326	Floor Mount	For Samsung OM55N-D double sided displays
BT8322	Portrait Digital Signage Mount	Designed for screens up to 65"
BT9926	Full Service Flat Screen Wall mount	Ideal for 21:9 Ultrawide screen displays up to 120"
BT9920	XXL Display Wall Mount	Designed for screens up to 120"