

SAFETY INFORMATION

Before you use this TW AUDIO product, read the manual carefully.

Loudspeakers can be checked and stamped according to BGV C1 by official departments. For more information contact TW AUDIO at info@twaudio.com or +49 (0) 71 41 - 48 89 89 0

GENERAL

The B15A (ACTIVE) is a bass-reflex subwoofer loudspeaker, equipped with single 15" driver unit.

B15A as default is available in black colour and warnex structure paint. Any different RAL color can be requested.

B15A is designed to be driven with a DSP equipped amplifier. TW AUDIO provides presets for the Powersoft K3DSP AESOP or LAB PLM system amplifiers. As an external controller for other amps it's recommended to use the LAKE LM26 or LM44.

B15A always requires a dedicated preset loaded on the amplifier/controller when is use with TW AUDIO top loudspeaker. Do never use the B15A without this preset. Always be aware to have the correct preset loaded on your system amplifier before connecting the loudspeaker. Ensure that the internal connections in the amplifier rack are identical to shown on Fig 2.

COMBINATION WITH OTHER PRODUCTS

B15A can be combined with any TW AUDIO full-range products. According to Fig 1. many different presets, product combinations, are available.

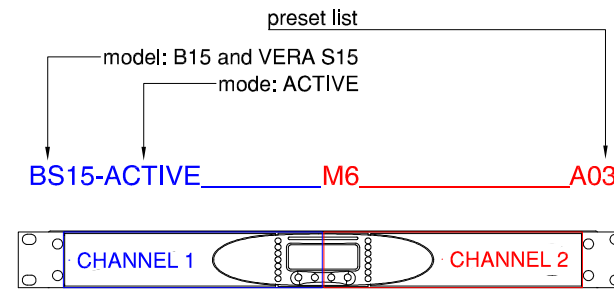
B15A can only be groundstacked. There is no hardware allows to fly this subwoofer. There is second flyable enclosure variant: VERA S15A, find more on www.twaudio.de website.

Please see system examples papers on www.twaudio.com for system combinations and setup examples.

If you have any questions about your product don't hesitate to contact TW AUDIO on support@twaudio.com or by phone +49 (0) 71 41 - 48 89 89 56

B15A		
Frequency range	[Hz]	40 - 1500 (without processing)
Power pgm/peak	[W]	1200 / 2000
Impedance	[Ohm]	4
Dispersion		omni
Sensitivity	[dB]	94
max SPL	[dB]	127
Dimensions	[mm]	506x 440x 560
Weight	[kg]	23

FIG 1. PRESETS / REFERED TO PRESETLIST A03



PRESET NAME	
CHANNEL 1	CHANNEL 2
BS18	
BS15-ACTIVE	M6 A03
BS15-ACTIVE	M8 A03
BS15-ACTIVE	M10 A03
BS15-ACTIVE	M12 A03
BS15-ACTIVE	M15 A03

FIG 2. APL4-K AMPLIFIER RACK

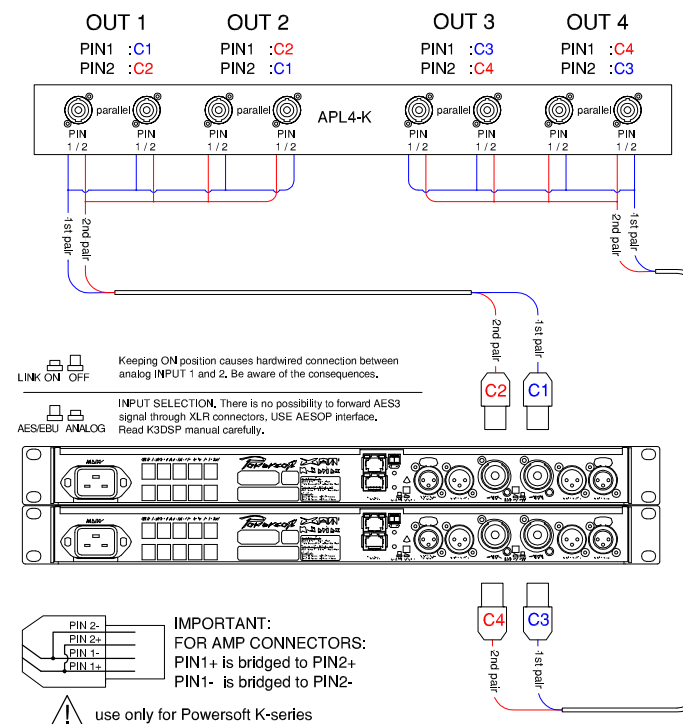


FIG 4. INTERNAL WIRING DIAGRAM

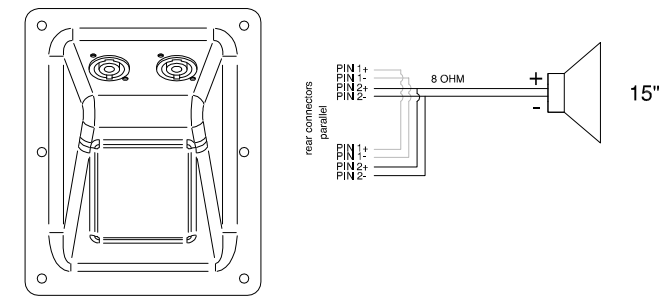
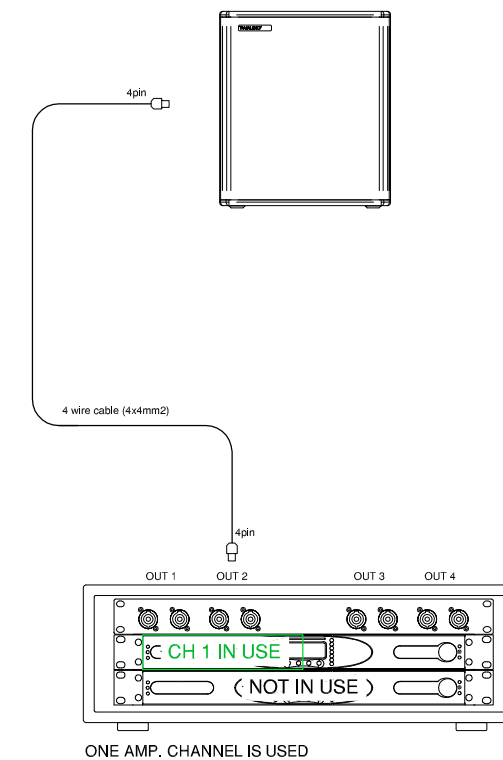


FIG 5. B15 ACTIVE - CONNECTION TO AMPLIFIER SYSTEM

because of VERA S15's low impedance it is not recommended to connect more than one VERA S15 to single amplifier output



***NOTE:**

For lower SPL requirements it is possible to connect 2x B15A in parallel to one amp's channel (2 Ohm operation)

For standalone use:
for first amplifier, first channel use OUT2 on APL4. B15 ACTIVE is driven from PIN2.

For combination with top
TW AUDIO presets are designed that first channel drives LF loudspeaker/ drivers while second amplifier channel M/HF source. For this combination always use OUT2 for first amplifier and OUT4 for second amplifier.