



AU-D14

4-Way digital optical splitter



Operation Manual

SAFETY PRECAUTIONS

Please read all instructions before attempting to unpack, install or operate this equipment and before connecting the power supply.

Please keep the following in mind as you unpack and install this equipment:

- Always follow basic safety precautions to reduce the risk of fire, electrical shock and injury to persons.
- To prevent fire or shock hazard, do not expose the unit to rain, moisture or install this product near water.
- Never spill liquid of any kind on or into this product.
- Never push an object of any kind into this product through any openings or empty slots in the unit, as you may damage parts inside the unit.
- Do not attach the power supply cabling to building surfaces.
- Use only the supplied power supply unit (PSU). Do not use the PSU if it is damaged.
- Do not allow anything to rest on the power cabling or allow any weight to be placed upon it or any person walk on it.
- To protect the unit from overheating, do not block any vents or openings in the unit housing that provide ventilation and allow for sufficient space for air to circulate around the unit.

REVISION HISTORY

| VERSION NO. | DATE DD/MM/YY | SUMMARY OF CHANGE |
|-------------|---------------|----------------------|
| RDV1 | 19/06/13 | Preliminary release |
| RDV2 | 25/07/13 | Optical I/O Position |

CONTENTS

| | |
|--|----------|
| 1. Introduction | 1 |
| 2. Applications | 1 |
| 3. Package Contents | 1 |
| 4. System Requirements | 1 |
| 5. Features | 1 |
| 6. Operation Controls and Functions | 2 |
| 6.1 Top Panel | 2 |
| 6.2 Right Panel..... | 2 |
| 6.3 Left Panel | 3 |
| 6.3 Front Panel..... | 3 |
| 7. Connection Diagram | 4 |
| 8. Specifications | 5 |
| 9. Acronyms | 5 |

1. INTRODUCTION

The 1 by 4 Optical Audio Splitter has one optical input and four optical outputs that allow users to share one optical source to output onto four optical sound systems. A simple and easy to use tool for expanding single optical signal to multiple areas.

2. APPLICATIONS

- Home sound system
- Conference and meeting room audio system sharing
- Showroom

3. PACKAGE CONTENTS

- 1 by 4 Optical Audio Splitter
- 5V Power Adaptor
- Operation Manual

4. SYSTEM REQUIREMENTS

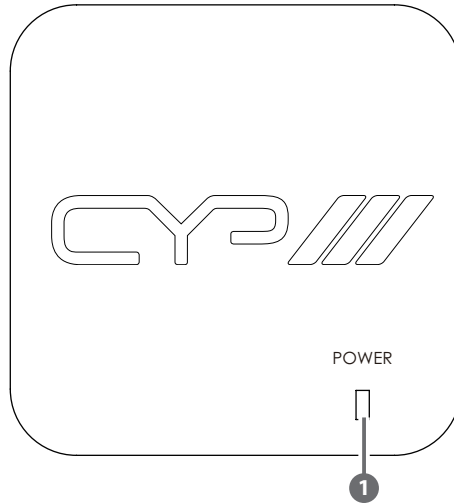
Input source equipment such as Blu-ray/DVD player and output with active speakers or sound systems.

5. FEATURES

- Supports one optical input and four optical outputs
- Supports 2CH LPCM audio signal(sampling rate up to 192kHz)
- Supports Dolby and DTS audio signal bypass
- Supports SPDIF bandwidth from 32kHz to 192kHz
- Low power consumption

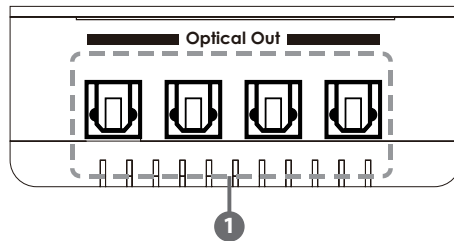
6. OPERATION CONTROLS AND FUNCTIONS

6.1 Top Panel



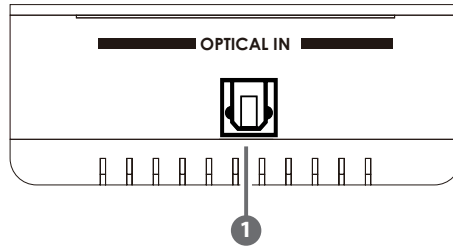
- ❶ **Power:** This LED will illuminate when the unit is connected with power supply.

6.2 Right Panel



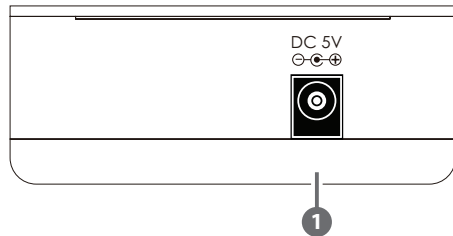
- ❶ **OPTICAL OUT:** Connect to active speakers and or AV amplifiers with optical cable for audio output.

6.3 Left Panel



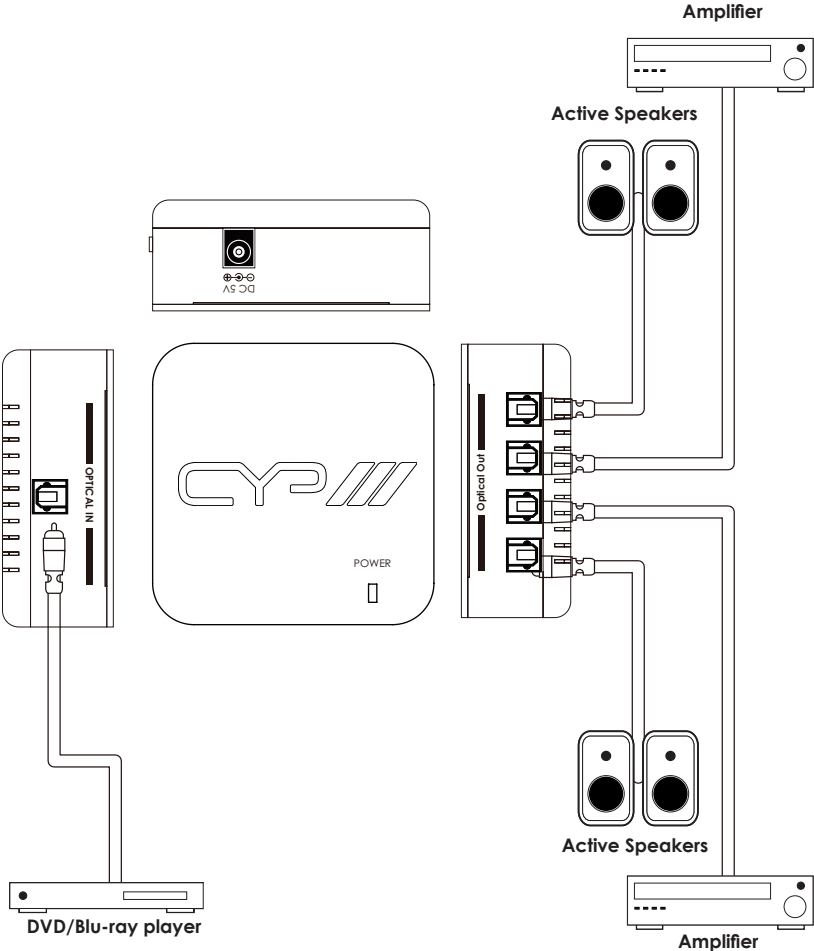
- 1 **OPTICAL IN:** Connect to source equipment such as Blu-ray/DVD player, Set-top box or game console for audio input signal routing.

6.4 Front Panel



- 1 **DC 5V:** Connect the 5V DC power supply into the unit and plug the adaptor to an AC wall outlet.

7. CONNECTION DIAGRAM



8. SPECIFICATIONS

| | |
|------------------------------|---|
| Input Port | 1 x Optical |
| Output Ports | 4 x Optical |
| Audio Sampling Rate | 32 ~ 192 kHz |
| Audio Format | PCM 2CH, Dolby Digital 2~5.1CH, and DTS 2~5.1CH (Pass through) |
| Output Level | 0±1dB |
| THD+N | <0.01% |
| Frequency Response | ±1dBFS |
| SNR | >90dB |
| Crosstalk | <-90dB |
| Power Supply | 5V / 1A DC (US/EU standards, CE/FCC/UL certified) |
| ESD Protection | Human body model: ±8kV (air-gap discharge) ±6kV (contact discharge) |
| Dimensions (mm) | 85 (W) x 85 (D) x 34(H) |
| Weight (g) | 90 |
| Chassis Material | Plastic |
| Silkscreen Color | White |
| Operating Temperature | 0°C~40°C / 32°F~104°F |
| Storage Temperature | -20°C ~ 60°C / -4 °F ~ 140 °F |
| Relative Humidity | 20 ~ 90% RH (non-condensing) |
| Power Consumption | 0.2W |

9. ACRONYMS

| ACRONYM | COMPLETE TERM |
|---------|------------------------|
| DTS | Digital Theater System |



www.cypeurope.com

